

2022-23 Texas Academic Performance Report (TAPR)

District Name: HURST-EULESS-BEDFORD ISD

Campus Name: RIVER TRAILS EL

Campus Number: 220916123

This page is intentionally blank.

Texas Education Agency
2022-23 STAAR Performance (TAPR)
RIVER TRAILS EL (220916123) - HURST-EULESS-BEDFORD ISD - TARRANT COUNTY

School
Year

State

District

Campus

African
American

Hispanic

White

American
Indian

Asian

Pacific
Islander

Texas Education Agency
 2022-23 STAAR Performance (TAPR)
 RIVER TRAILS EL (220916123) - HURST-EULESS-BEDFORD ISD - TARRANT COUNTY

	School Year	State	District	Campus	African American	Hispanic	White	American Indian	Asian	Pacific Islander	Two or More Races	Special Ed (Current)	Special Ed (Former)	Continuously Enrolled	Non-Continuously Enrolled	Econ Disadv	EB EL (Current & Monitored)
Reading and Mathematics	2023	35%	58%	70%	50%	82%	70%	*	75%	*	40%						

Texas Education Agency
 2022-23 Progress (TAPR)
 RIVER TRAILS EL (220916123) - HURST-EULESS-BEDFORD ISD - TARRANT COUNTY

	School Year	State	District	Campus	African American	Hispanic	White	American Indian	Asian	Pacific Islander	Two or More Races	Special Ed (Current)	Special Ed (Former)	Continuously Enrolled	Non-Continuously Enrolled	Econ Disadv	EB/EL (Current & Monitored)
School Progress - Annual Growth by Grade and Subject																	
Grade 4 ELA/Reading	2023	55%	57%	62%	58%	56%	64%	-	71%	*	70%	55%	*	66%	38%	44%	46%
Grade 4 Mathematics	2023	63%	70%	77%	88%	69%	81%	-	50%	*	90%	64%	*	77%	75%	72%	70%
Grade 5 ELA/Reading	2023	65%	75%	65%	57%	82%	59%	-	67%	*	50%	14%	*	65%	63%	62%	62%
Grade 5 Mathematics	2023	71%	77%	66%	43%	68%	67%	-	58%	*	60%	43%	*	65%	69%	62%	63%
Grade 6 ELA/Reading	2023	51%	72%														

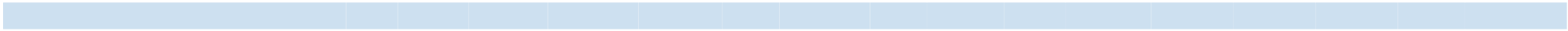
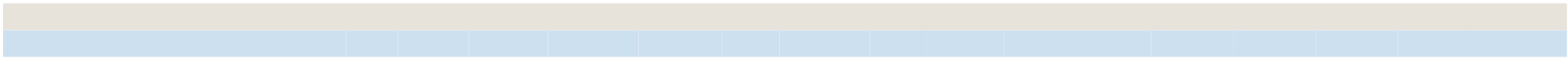

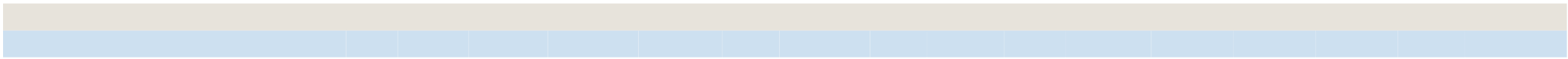

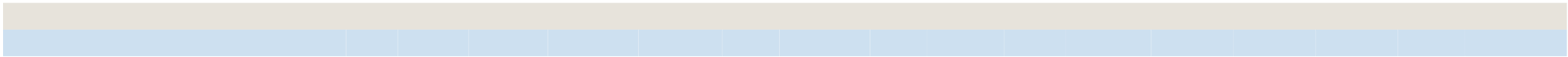
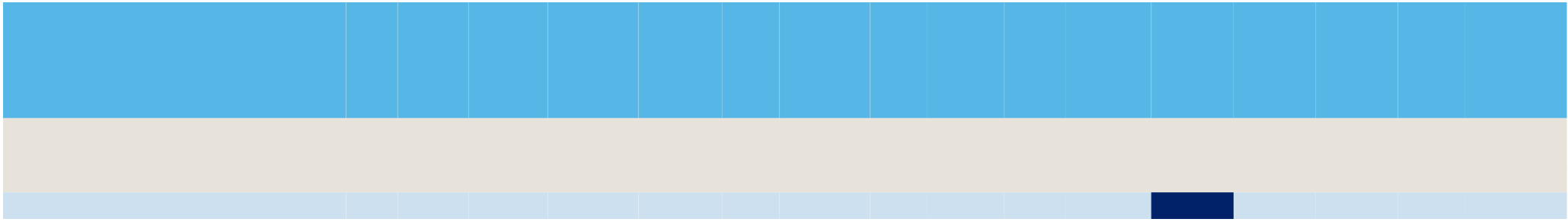
Texas Education Agency
2022-23 Bilingual Education/English as a Second Language (Current EB Students/EL) (TAPR)
RIVER TRAILS EL (220916123) - HURST-EULESS-BEDFORD ISD - TARRANT COUNTY

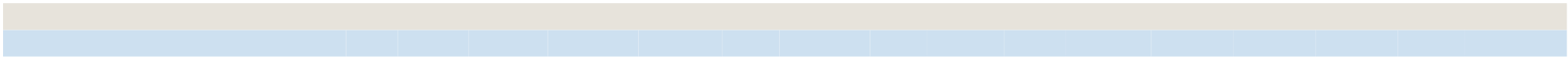
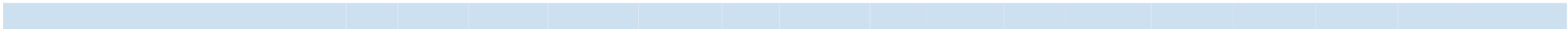
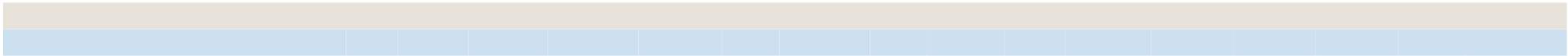
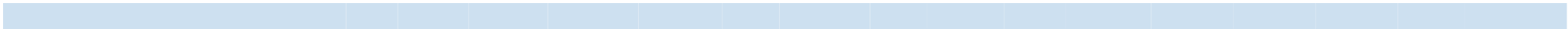
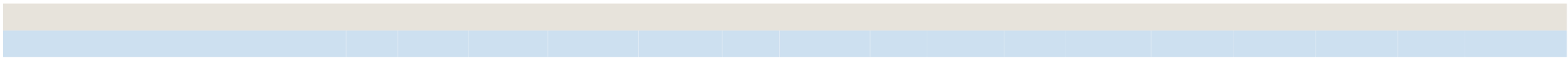
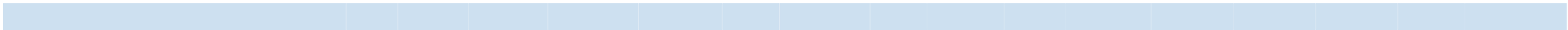


	School Year	State	District	Campus	Total Bilingual Education	BE-Trans Early Exit	BE-Trans Late Exit	BE-Dual Two-Way	BE-Dual One-Way	ALP Bilingual (Exception)										

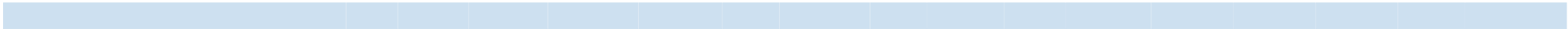
Texas Education Agency
 2022-23 Bilingual Education/English as a Second Language (Current EB Students/EL) (TAPR)
 RIVER TRAILS EL (220916123) - HURST-EULESS-BEDFORD ISD - TARRANT COUNTY

	School Year	State	District	Campus	Total Bilingual Education	BE-Trans Early Exit	BE-Trans Late Exit	BE-Dual Two-Way	BE-Dual One-Way	ALP Bilingual (Exception)	Total ESL	ESL Content-Based	ESL Pull-Out	ALP ESL (Waiver)	EB/EL with Parental Denial	Never EB/EL	Total EB/EL (Current)	Monitored & Former EB/EL
All Grades ELA/Reading	2023	35%	45%	45%	-	-	-	-	-	-	57%	57%	-	-	-	38%	57%	-
All Grades Mathematics	2023	40%	53%	47%	-	-	-	-	-	-	50%	50%	-	-	-	45%	50%	-

* Indicates results are masked due to small numbers to protect student confidentiality.
 - Indicates there are no students in the group.
 Blank cell indicates there are no data available in the group.







Texas Education Agency
2022-23 Attendance, Graduation, and Dropout Rates (TAPR)
RIVER TRAILS EL (220916123) - HURST-EULESS-BEDFORD ISD - TARRANT COUNTY

	State	District	Campus	African American	Hispanic	White	American Indian	Asian	Pacific Islander				




There is no data for this campus.

There is no data for this campus.

There is no data for this campus.

Texas Education Agency
2022-23 Student Information (TAPR)
RIVER TRAILS EL (220916123) - HURST-EULESS-BEDFORD ISD - TARRANT COUNTY

Membership									



Texas Education Agency
2022-23 Student Information (TAPR)
RIVER TRAILS EL (220916123) - HURST-EULESS-BEDFORD ISD - TARRANT COUNTY

	--Non-Special Education Rates--		---Special Education		

